


The Battle of Prairie Grove

Arkansas

December 7, 1862

A Guide for Teachers



The Battle of Prairie Grove on 7 December, 1862, was the last time two armies of almost equal strength faced each other for control of northwest Arkansas. The two armies lost about 2,700 soldiers who were wounded, killed, or missing in action. The battle was a tactical draw, but a strategic Union victory as the Federals would maintain control of Missouri and northwest Arkansas for the remainder of the war. Unfortunately, there would be plenty of guerrilla warfare in the region with bushwhackers (Southern supporters) and jayhawkers (Union supporters) destroying the countryside and forcing many families to become refugees from the conflict. It would take many years for the people to recover from the effects of the Civil War.

Prairie Grove Battlefield Historic State Park, recognized as one of America's most intact Civil War battlefields, offers a variety of educational programs, exhibits, and tours designed to help students learn about the Battle of Prairie Grove, the life of a soldier, civilian life during the war, and much more.

The remainder of this guide includes tips for your field trip, a list of available programs, a history of the Battle of Prairie Grove, and some fun puzzles and games relating to the battle. Feel free to copy any of these materials for the other teachers who are coming.






Planning Your Trip to the Park

After you have decided bring your class to Prairie Grove Battlefield Historic State Park, contact the park to arrange the date and time. We ask that you schedule your visit well in advance due to the volume of students visiting the park.

The standard school group will participate in three different programs lasting 25 minutes each with 5 minutes between programs to change locations, so expect an hour and a half with the park staff and the program. Programs will consist of a military subject, civilian subject, and a tour through the museum and park video. For groups over 40 the programs will be presented in multiple rotating stations.

You need to be ready to start on time or your program may have to be shortened. The cost for each student is \$1.75 with no charge for teachers, bus drivers, or adult helpers.

When you call to schedule your trip please be prepared to provide the following information:

-  Several options for dates and start times*
-  Programs you would like to attend
-  Name of leader and organization
-  Contact address or email, and phone number
-  Grade level and number of children

*During April and May, start times are 9:30 a.m., 11:30 a.m., or after 2 p.m. Groups larger than 120 students will need to schedule two times.

We hope that this handbook is informative, useful and helpful when planning your visit to Prairie Grove Battlefield Historic State Park. If you have any questions please contact the park.

The visitor center is open 8 a.m. to 5 p.m. daily except for Thanksgiving, Christmas Eve, Christmas Day, and New Years Day.

Contact information:

Phone: (479) 846-2990

Email: prairiegrove@arkansas.com

Address: Park Interpreter • Prairie Grove Battlefield Historic State Park
506 E. Douglas • Prairie Grove, AR 72753

Find us on the Internet at www.ArkansasStateParks.com and www.HistoryStateParks.com

NOTE: To preserve scenic beauty and ecology, fences and warning signs have not been installed in some park locations. Caution and supervision of your children are required while visiting these areas.



Programs

Military Programs:

Grades K-6: The Life of a Civil War Soldier. Students will learn what it was like to be a soldier at the time of the Battle of Prairie Grove. They will see the parts of a Civil War uniform, explore a soldier's haversack, and learn about the weapons used during the war, concluding with the firing of a Civil War musket (weather permitting).

Grade K-4 Strands: TCC1.1, PPE2.7,

Grade 5-8 Strands: PAG1.4

Grades 7-12: Students will "march" to the historic Borden House. Here they will receive a blow-by-blow account of the battle on the spot where the heaviest and bloodiest of the fighting took place. The program will conclude with a Civil War musket being fired (weather permitting).

Grade 5-8 Strands: PAG1.4

Grade 9-12 Strands: TCC1.1, TCC2.1, TCC2.2

Civilian Programs:

Grades K-3: Students will learn the roles civilians played during the Civil War and the effect of the war on them. Students will tour the Morrow House which was used as a headquarters the night before Prairie Grove. Exhibits include civilian clothing, education and religion in the Ozarks during the Civil War era, recreation, finance, and occupations and trades.

Strands: TCC1.3, PPE1.1, PPE2.1, PDC1.5, PAG1.1

Grades 4-6: Students will learn about the roles and hardships faced by civilians during the Civil War. The group will learn about Jayhawkers and Bushwhackers and the terror they inflicted on citizens of northwest Arkansas after the Battle of Prairie Grove. A tour of a root cellar, important in the preservation of food and used as a place of safety for civilians during the battle, will follow.

Strands: PDC1.2, PPE2.1,

Grades 7-12: Students will learn in more detail about civilians, bushwhackers, and jayhawkers during the Civil War and take a tour of the Latta House, a two-story log house built in 1834.

Strands: PPE1.1, PPE2.1,

Museum and Video:

All students will tour the museum and watch a 12 minute video about the Battle of Prairie Grove.

Grade K-4 Strands: TCC1.1, TCC1.4,

Grade 5-8 Strands: SSPS1.2,

Grade 9-12 Strands: TCC1.1, PPE1.2,

*Other programs such as Battlefield Archaeology and Education during the Civil War Era are also available depending on staff / volunteer availability.

We also encourage teachers to visit

<http://www.cr.nps.gov/nr/twhp/wwwlps/lessons/70prairie/70prairie.htm>

for an additional lesson plan based on the accounts of three civilians living on the battlefield: 9-year-old Caledonia Borden, 14-year-old Julia West, and 31-year-old Nancy Morton.

The following helpful website will take to you a Civil War Curriculum Guide developed by the Department of Arkansas Heritage, Pea Ridge National Military Park, and Prairie Grove Battlefield State Park. You will need Adobe Reader to view the guide.

http://www.arkansasheritage.com/in_the_classroom/lesson_plans/civilwar/default.asp

In addition to the school programs, the park has several historic buildings, a one-mile self-guided walking trail with brochures available at the museum, a five mile driving tour with a brochure & audio CD, a playground, and a picnic area. The covered shelters are available at no charge to scheduled school groups, but you must make a reservation in advance of your visit.

Arrival at the Park

Upon arrival, you can stop at Hindman Hall museum to talk with the staff. Buses can be parked at the picnic area or in front of the Latta Barn. In case of bad weather, programs can be held in the Latta Barn (although a musket firing might not be possible). Remember to get to the park early enough to divide into groups and be ready to start at the scheduled time. Rest rooms are located near the playground and inside Hindman Hall museum. The Hindman Hall restrooms contain one stool each so it will be faster to take your group to the playground restrooms.

Helpful Websites for Arkansas History

www.archaeolink.com/arkansas_lesson_plans.htm -- A links page for lesson plans.

www.ark-ives.com -- Site of the Arkansas History Commission with photographs and other research materials.

www.arkansasheritage.com -- Site of the Department of Arkansas Heritage which offers numerous lesson plans.

www.arkansashistory.com -- Site of the Historic Arkansas Museum in Little Rock.

www.arkansaspreservation.org/preservation-services/youth-education/ -- Site of the Arkansas Historic Preservation Program.

www.arkansasstateparks.com -- Site of the Department of Parks & Tourism with links to all state parks including a calendar of events.

www.arkansasstories.com -- Site of the Arkansas Studies Curriculum for early childhood - 5th grade.

www.cals.lib.ar.us/butlercenter/lesson_plans/ -- Site of the Central Arkansas Library System & the Butler Center's lesson plans.

www.civilwarbuff.org -- Site of the Civil War Roundtable of Arkansas with lots of information and a message board.

www.deltaculturalcenter.com -- Site of the Delta Cultural Center.

www.oldstatehouse.com -- Site of the Old State House Museum.

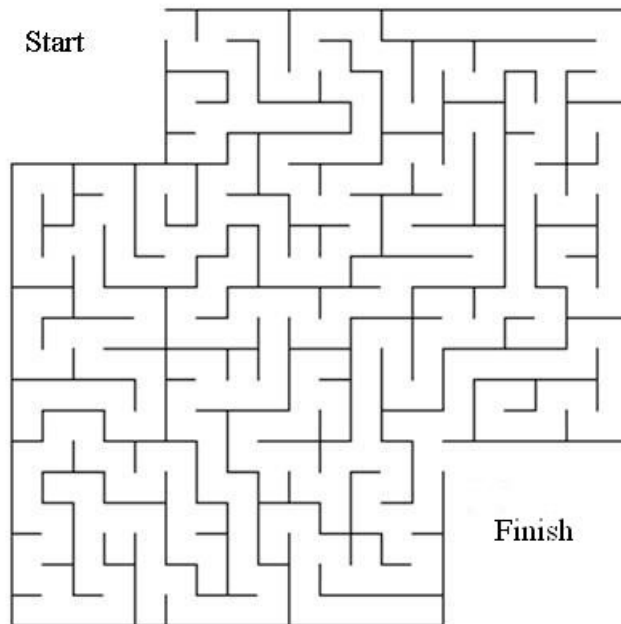
www.sonofthesouth.net/leefoundation/the-civil-war.htm -- Site with copies of the original Harper's Weekly newspaper from the Civil War years.

www.sos.arkansas.gov/educational_history_facts.html -- Site of the Arkansas Secretary of State's Office with Arkansas Facts as well as lesson plans and other information.

www.tulsaweb.com/port/ -- Site of the Arkansas River Historical Society.


www.uark.edu/depts/arkhist/home -- Site of the Arkansas Historical Association

Marching Along



General James G. Blunt asked General Francis J. Herron to come to his aid as quickly as possible. Herron's men marched about 115 miles in 3 ½ days. Can you help the Union soldiers get to the Battlefield at Prairie Grove?

Prairie Grove Crossword



Across

2. The main activity of the infantry
3. A large weapon that fired a shell or iron ball
7. A handgun used by cavalry & officers
8. A sharp blade used by cavalry & officers
9. A cap worn by soldiers in both armies
10. The most common food eaten by soldiers
11. The rank of the commanding officers at Prairie Grove

Down

1. A weapon that fits on the end of the musket
4. The commander of a regiment of soldier
5. The Confederate Commander at Prairie Grove
6. The weapon of the infantryman
10. The Union Commander at Prairie Grove

Hindman's Report

| | | | | | | | | | | | | | | | | | | | | | | | | | |
|----|---|---|---|----|---|---|----|---|---|---|----|---|---|---|---|---|----|---|----|---|---|---|---|---|---|
| A | B | C | D | E | F | G | H | I | J | K | L | M | N | O | P | Q | R | S | T | U | V | W | X | Y | Z |
| 12 | | | | 10 | | 3 | 22 | 6 | | | 18 | | 9 | | 8 | | 20 | 4 | 11 | | | | | | |

I THREATENE THE ENEMY AT
 6 11 22 20 10 12 11 10 9 10 21 11 22 10 10 9 10 17 25 12 11
 ANE HILL; THEN T P SITI N
 7 12 9 10 22 6 18 18 11 22 10 9 11 15 15 13 8 15 4 6 11 6 15 9
 AT PRAIRIE GR E AN GHT
 12 11 8 20 12 6 20 6 10 3 20 15 16 10 12 9 21 23 15 2 3 22 11
 THE H LE AR E H L THE
 11 22 10 26 22 15 18 10 12 20 17 25 26 10 22 15 18 21 11 22 10
 ATTLE IEL A LAG HAS THIS
 24 12 11 11 18 10 23 6 10 18 21 12 23 18 12 3 22 12 4 11 22 6 4
 ENT EEN SENT IN AS ING
 17 15 17 10 9 11 24 10 10 9 4 10 9 11 6 9 12 4 13 6 9 3
 A TR E TEL E H R S T
 12 11 20 2 7 10 15 23 11 26 10 18 16 10 22 15 2 20 4 11 15
 R THE EA AN ARE R
 24 2 20 25 11 22 10 21 10 12 21 12 9 21 7 12 20 10 23 15 20
 THE NE I HA E GRANTE
 11 22 10 26 15 2 9 21 10 21 6 22 12 16 10 3 20 12 9 11 10 21
 IT T HIN AN
 6 11 11 7 22 6 9 21 17 12 9



MAJOR GENERAL THOMAS C. HINDMAN

Civil War In The Ozarks

Word Search

E T A R E D E F N O C E
T N N F N F E M N D V R
X O C J P R I G P O B E
W I L S O N S C R E E K
O N R F U P B G S T S C
X U Y B B D E B L N A A
G U E R R I L L A Z S H
C C H E R O K E E R N W
D K M I S S O U R I A H
F T A I N O T W E N K S
F R E K W A H Y A J R U
P E G D I R A E P R A B

ARKANSAS
CONFEDERATE
MISSOURI
PRAIRIE GROVE

BUSHWHACKER
GUERRILLA
NEWTONIA
UNION

CHEROKEE
JAYHAWKER
PEA RIDGE
WILSONS CREEK



16. Private, City Guards Company of Arkansas, C.S. Army, 1861. The uniform of this young volunteer from Arkansas is both neat and sensible. His cap is dark blue with a white band. His coat is gray with white collar and cuffs. His buttons are brass, as is his Confederate belt plate. His belts are white and his cartridge box and shoes are of black leather. His trousers are dark blue, and his musket sling is white.